
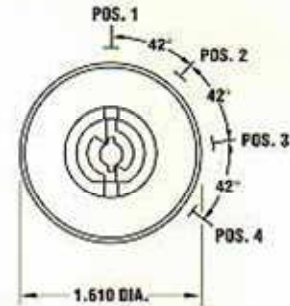
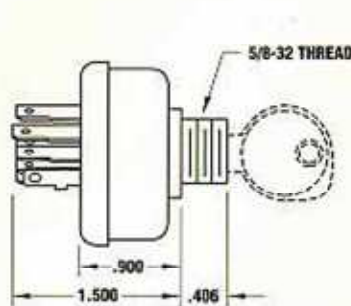


## 4 Position Key Switches (Stamped Keys)

### 4 Position Key Switches (Stamped Keys)



**3B464A**



Part Number	Switch Type	Bushing Type:		Terminal Type	Connector Type PE #	Circuits Made:				Notes
		Thread	Length			Pos. 1	Pos. 2	Pos. 3	Pos. 4	
C464A	Magneto	5/8-32	.406"	PE(5)	2973422	G+M	B+L	None	B+S	1
E464A	Magneto	9/16-24	.310"	L(2) PE(3)	2973385 & 2977253	G+M+L	B+L+R	B+R	B+S	1,2
H464A	Bat. Ign.	9/16-24	.310"	LUG(4)	LUG(8-32)	B+SO	None	B+I	B+I+S	1
M464A	Bat. Ign.	9/16-24	.310"	PE(4)	2973422	None	B+I+L	B+I	B+I+S	1
Q464A	Bat. Ign.	5/8-32	.406"	L(2) PE(3)	LUG(10-32) PE 56	None	B+I+R+L	B+I+R	B+I+S	1
R464A	Bat. Ign.	5/8-32	.406"	PE(5)	2973422	None	B+I+R+L	B+I+R	B+I+S	1
S464A	Magneto	5/8-32	.406"	PE(5)	2973422	G+M+L	B+R+L	B+R	B+S	1,2
T464A	Magneto	5/8-32	.406"	PE(6)	2973422 & 2962793	M+G	X+L	None	B+S	1
W464A	Magneto	5/8-32	.406"	PE(6)	2973422	G+M+L	B+R+L	B+R	B+S	1,2
Z464A	Magneto	5/8-32	.406"	PE(5)	2973422	G+M+L	B+R+L	B+R	B+S	1,2
3A464A	Magneto	5/8-32	.406"	PE(5)	2973422	G+M+L	B+R+L	B+R	B+S+R	1,2
3B464A	Magneto	5/8-32	.406"	PE(7)	2977233 & 2962448	G+M+L/None	B+L/A+Y	B+L/None	B+L+S/None	1,3

Notes: 1.Spring return from position "4" to position "3".

2.Case is grounded.

3.Drain holes in one place.