
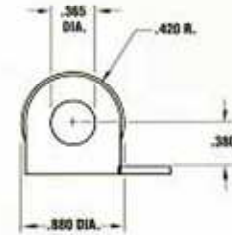
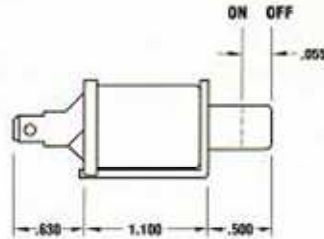


## 2 Position Push Button Switches

### Push Button Switches



J634A



| Part Number | Mounting Type |        | Terminal Type | Connector Type PE # | Circuit Normally (Travel Make / Break) | Notes |
|-------------|---------------|--------|---------------|---------------------|--|-------|
|             | Thread        | Length |               |                     |  |       |
| J631A       | Bracket       |        | PE(2)         | 2962967             | Closed (.25")                          | 1     |
| K631A       | 9/16-18       | .80"   | PE(2)         | 2962967             | Closed (.07")                          | 1     |
| J634A       | Bracket       |        | PE(2)         | 2962967             | Open (.055")                           | 1     |
| M634A       | Bracket       |        | Wire Harness  | 2973781             | Open (.08")                            | 1     |
| T634A       | Bracket       |        | WireHarness   | 2973781             | Open (.08")                            | 1     |
| Y634A       | Bracket       |        | Wire Harness  | 2984883             | Open (.08")                            | 1     |
| 5B638A      | Bracket       |        | PE(4)         | 6294493 & 2973781   | Note 3                                 | 2,3   |

Notes: 1. 3 Amp maximum.

2. 15 Amp maximum, more upon application.

3. Circuit pattern: Normal "OUT" = 3+4, position "2" = Open (.17"), position "3" = 1+2 (.30"), Full "IN" = 1+2 (.45).